

# EUROPEAN AEROSOL PRODUCTION 2017



The European Aerosol Federation (FEA) annually collects data from FEA members to provide a detailed summary of European aerosol production by country, segment and type. Each year, over 16 billion aerosol product units are produced globally; more than 5.7 billion of these are manufactured in the European region.

## EUROPEAN PRODUCTION

According to reported fillings of European aerosol products, overall unit production reached 5.7 billion in 2017, reflecting growth over previous years.

European production evolution (2007-2017, in '000 000 units)



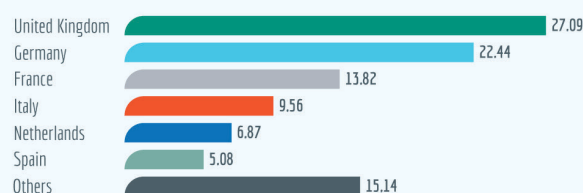
European production (2017 in '000 000 units)



## AEROSOL MARKET SHARE

The UK, Germany and France experienced more than 60% of annual aerosol production in Europe across all segments. Together with Italy, the Netherlands and Spain, almost 4.7 billion units of aerosols were produced in 2017.

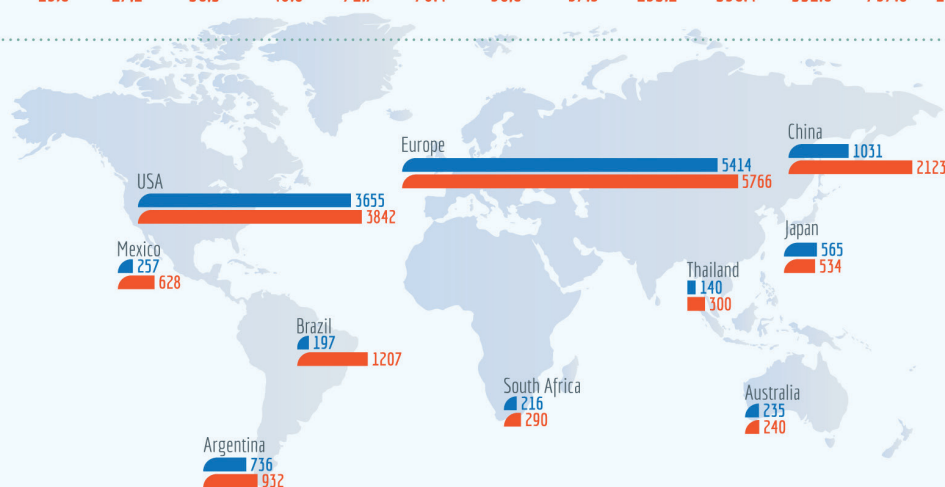
Aerosol market share (% , 2017)



## WORLDWIDE PRODUCTION

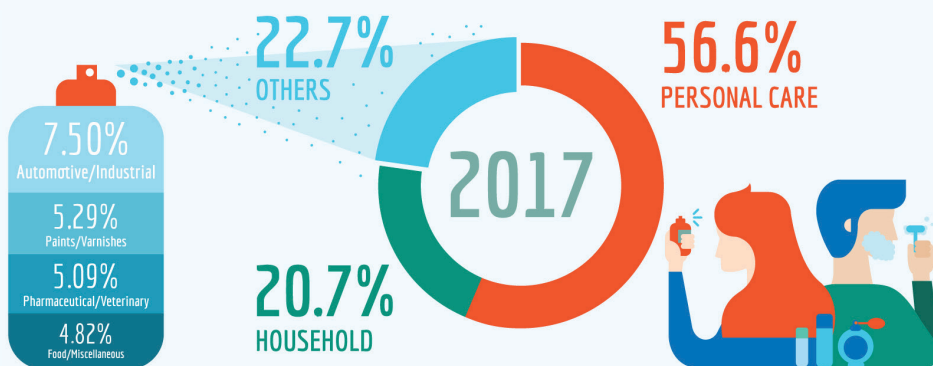
Evolution by country (in '000 000 units)

● 2007 ● 2017



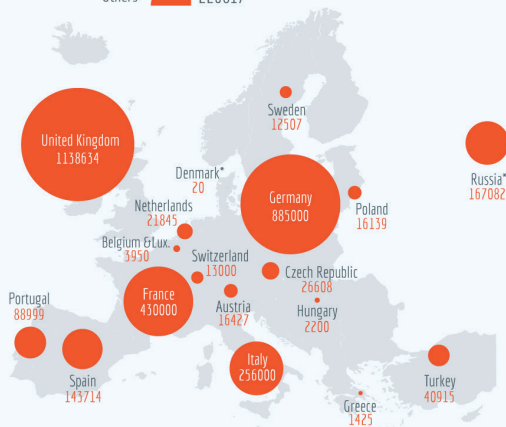
## AEROSOL PRODUCTION BY SEGMENT

Aerosol containers were primarily made of steel and aluminum, whereas fillings utilizing glass and plastic containers remained marginal. Personal Care and Household products represented over 77% of European production.



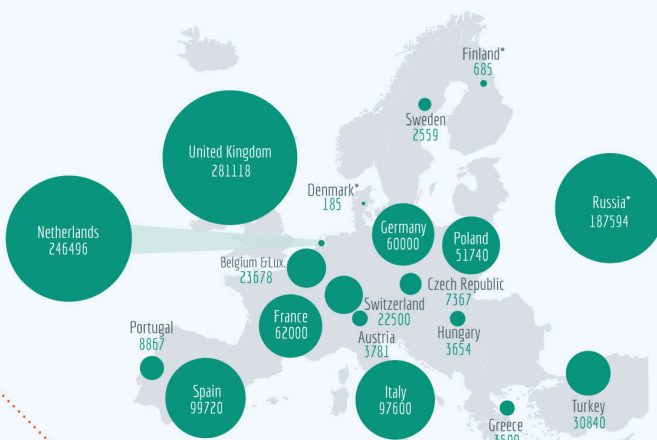
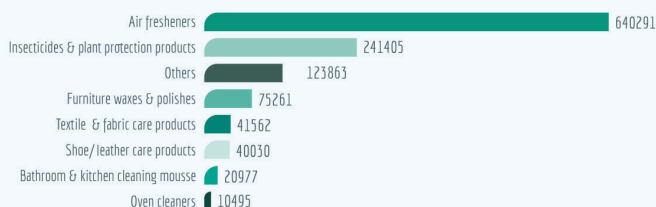
## PERSONAL CARE

Personal care aerosol production in Europe (2017, in '000 units)



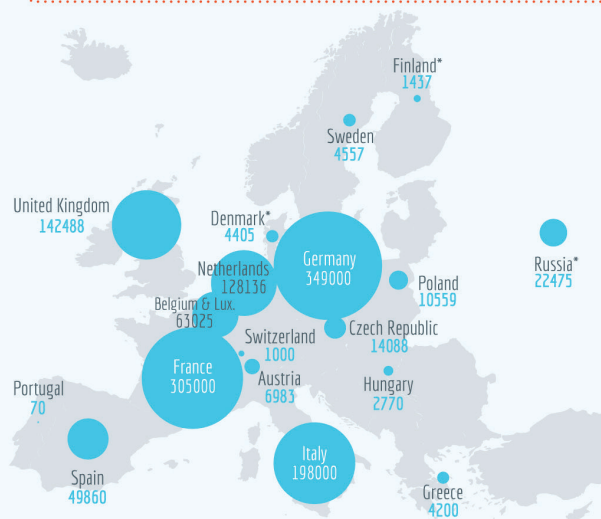
## HOUSEHOLD

Household aerosol production in Europe (2017, in '000 units)



## OTHERS

Other aerosol production in Europe (2017, in '000 units)



FEA - European Aerosol Federation  
Boulevard du Souverain 165  
1160 Brussels  
Belgium  
Tel.: + 32 (0) 2 679 62 80  
Fax: + 32 (0) 2 679 62 83  
Email: [info@aerosol.org](mailto:info@aerosol.org)  
[www.aerosol.org](http://www.aerosol.org)

© FEA, 2018

DISCLAIMER. FEA has prepared this document based on information available, including information derived from public sources that have not been independently verified and therefore, preliminary and subject to change. FEA undertakes no obligation to update or revise the data as to reflect events or circumstances that arise after the date made or to reflect the occurrence of unanticipated events. As such, the actual results achieved may vary significantly from the forecasts.

\*No data available for 2017