



European aerosol production in 2018...

European aerosol production figures were recently released by the European Aerosol Federation (FEA).

Aerosol units produced in Europe totaled 5.576 billion in 2018, down from 5.766 billion in 2017—a decrease of almost 3.3%. Personal care products accounted for 57% of production, while Household Care accounted for 21.4%. Top products in these categories were AP/Deo and Air Fresheners, respectively.

The UK led production with 28.1%, followed by Germany (21.3%). France (12.4%), Italy (9.8%), The Netherlands (7.3%), Spain (5.3%) and Others (15.8%).

Download the complete report at aerosol.org. **SPRAY**

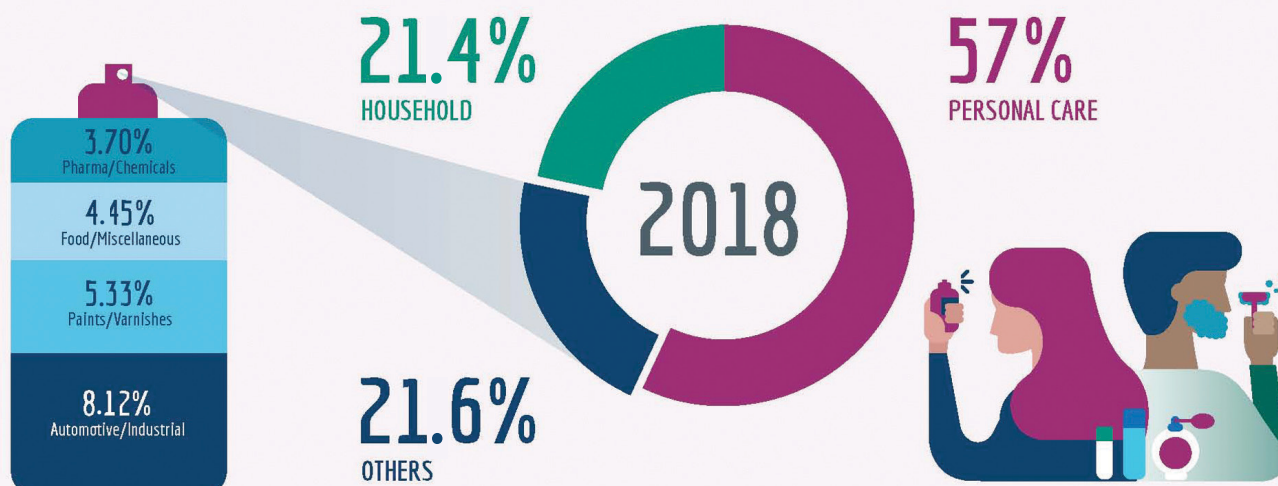
European Aerosol Production in 2018 in units

UK	1.5668 billion
Germany	1.119 billion
France	696 million
Italy	551.5 million
Netherlands	4.116 million
Spain	296 million
Belgium	87.8 million
Portugal	86.1 million
Poland	75.7 million
Turkey	72.4 million
Czech Rep.	53.7 million
Switzerland	34 million
Austria	27.9 million
Sweden	22.8 million
Greece	10.9 million
Hungary	8.5 million
Denmark	4.6 million
Finland	2.1 million

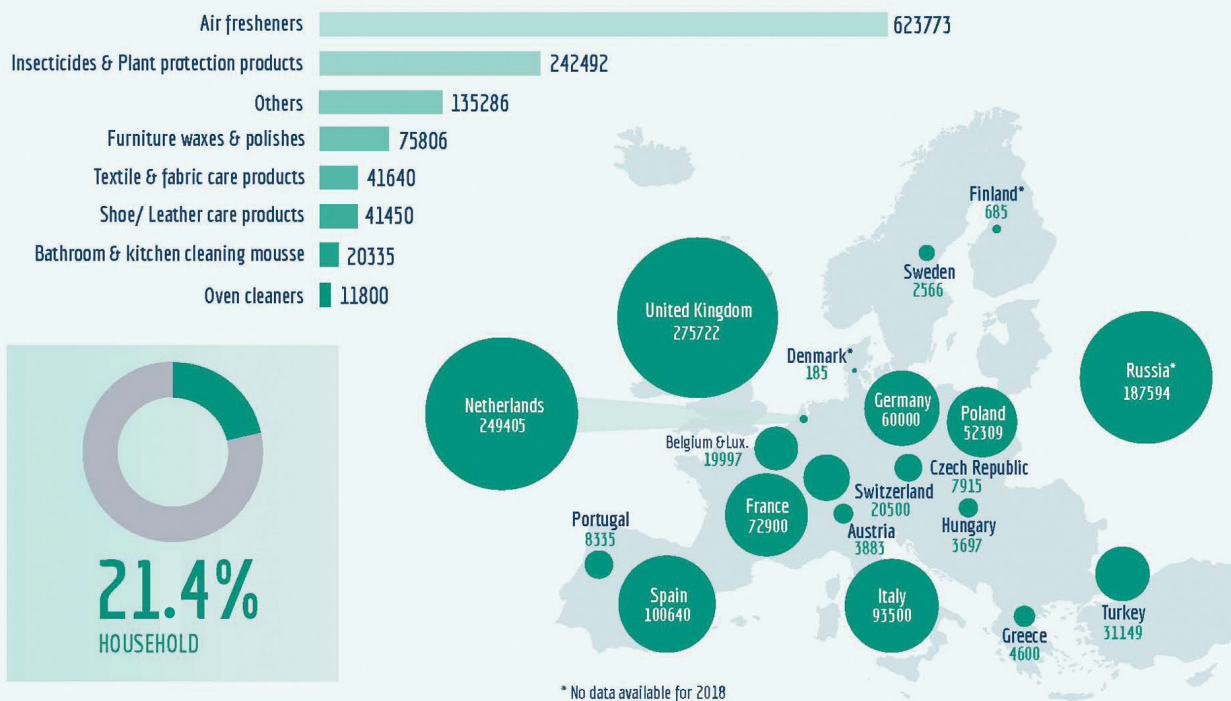


AEROSOL PRODUCTION BY SEGMENT

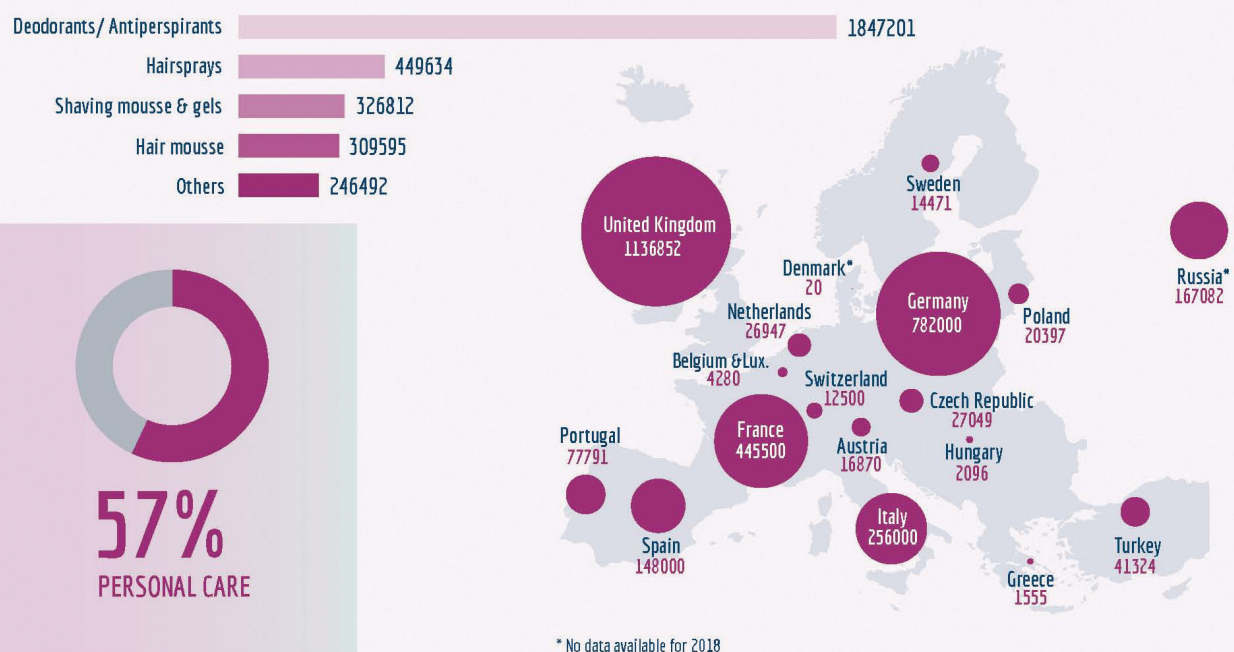
Aerosol containers are primarily made of steel and aluminum whereas glass and plastic containers remain marginal. Personal Care and Household products represent more than three quarters of European production.



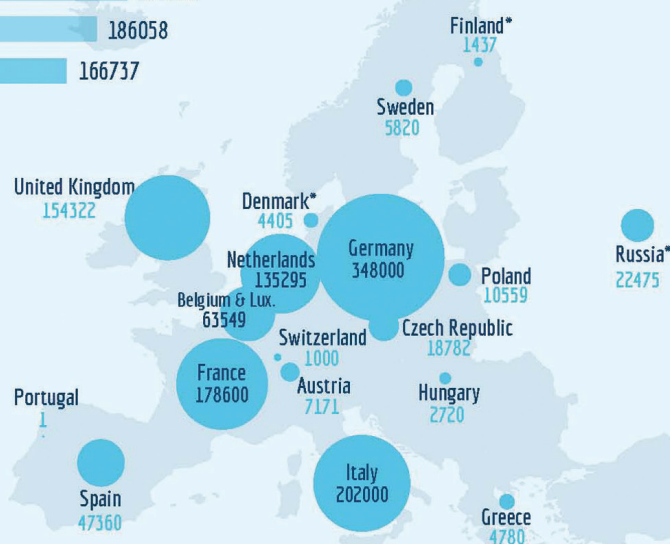

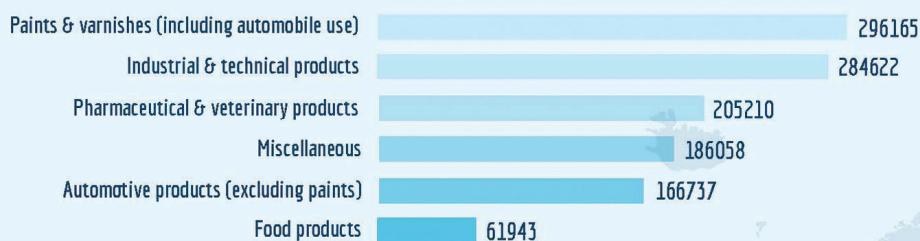
Household aerosol production in Europe (2018, in '000 units)



Personal care aerosol production in Europe (2018, in '000 units)



Other aerosol production in Europe (2018, in '000 units)



ENHANCE YOUR END USERS' EXPERIENCE WITH **CUSTOM & SUSTAINABLE SOLUTIONS** ONE COMPANY – MANY DISPENSING OPTIONS



Valves, Actuators, Covers, Barrier Packaging
www.claytoncorp.com

Improve your sustainability scorecard.
Contact us at newidea@claytoncorp.com

Visit us at the 2020
Aerosol & Dispensing Forum
in Paris. Booth T32

CLAYTON
CORPORATION