

European aerosol production in 2021

Overall unit production remained stable at 5.2 billion...

European aerosol production figures were recently released by the European Aerosol Federation (Fédération Européenne des Aérosols or FEA).



Aerosol units produced in Europe totaled 5.242 billion in 2021, down from 5.271 billion in 2020—a slight decrease of 0.55%. Of the more than 16 billion units produced globally, 5.2 billion are filled in Europe, according to the FEA.

Aerosol containers in Europe are primarily made of steel and aluminum, whereas glass and plastic containers remain marginal.

Personal Care and Household products represent more than three quarter of the European aerosol production. Indeed, Personal care products accounted for 53.1% of production, while Household Care accounted for 22.7%. The Others category—Automotive/Industrial; Paint/Varnish; Food/Miscellaneous; Pharma/Vet—accounted for 24.2%.

The UK led production with 27.5%, followed by Germany (19%), France (12.3%), Italy (9.9%), The Netherlands (8.1%), Spain (5.5%) and Others (17.7%). The UK, Germany and France provided more than 55% of the annual aerosol production in Europe in all segments. Together with Italy, The Netherlands and Spain, more than 4.0 billion units of aerosol dispensers were produced in 2021, said FEA.

Download the complete report at aerosol.org.

France Update

The Comité Français des Aérosols (French Aerosol Committee or CFA) recently provided an update concerning aerosol filling in France. According to CFA, in addition to the 646 million aerosol products produced in France in 2021, there were 67 companies producing aerosols with 70 sites dedicated to the manufacture and filling of aerosol products. There are 30,000 people employed throughout France in the aerosol industry.

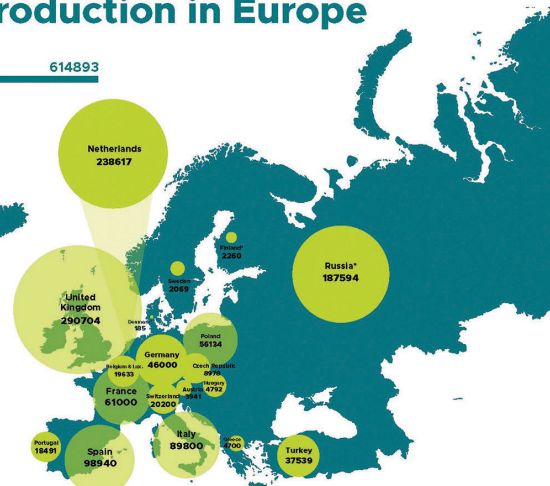
Household aerosol production in Europe

(2021, in '000 units)



22.7%
HOUSEHOLD

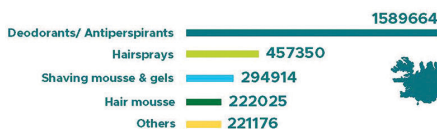
*No data available for 2021



Aerosol containers in Europe are primarily made of steel and aluminum, whereas glass and plastic containers remain marginal...

Personal care aerosol production in Europe

(2021, in '000 units)



53.1%
PERSONAL CARE

*No data available for 2021

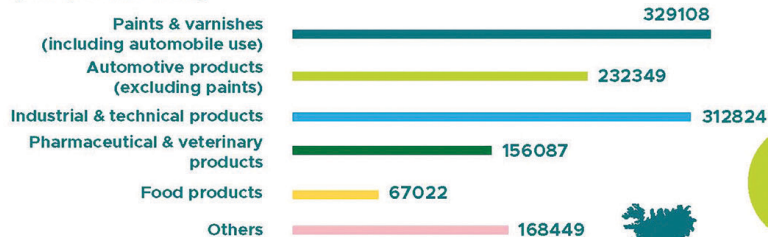


European aerosol production in 2021

In addition to the 646 million aerosol products produced in France in 2021, there were 67 companies producing aerosols with 70 sites dedicated to the manufacture and filling of aerosol products...

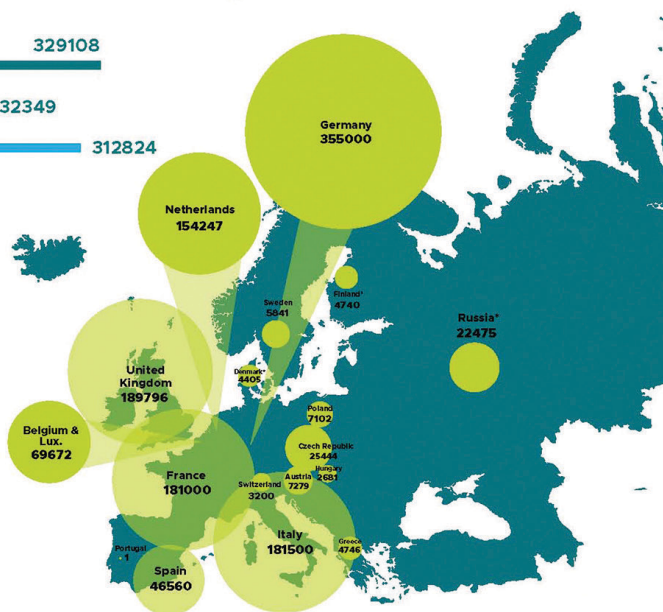
Other aerosol production in Europe

(2021, in '000 units)



24.2%
OTHERS

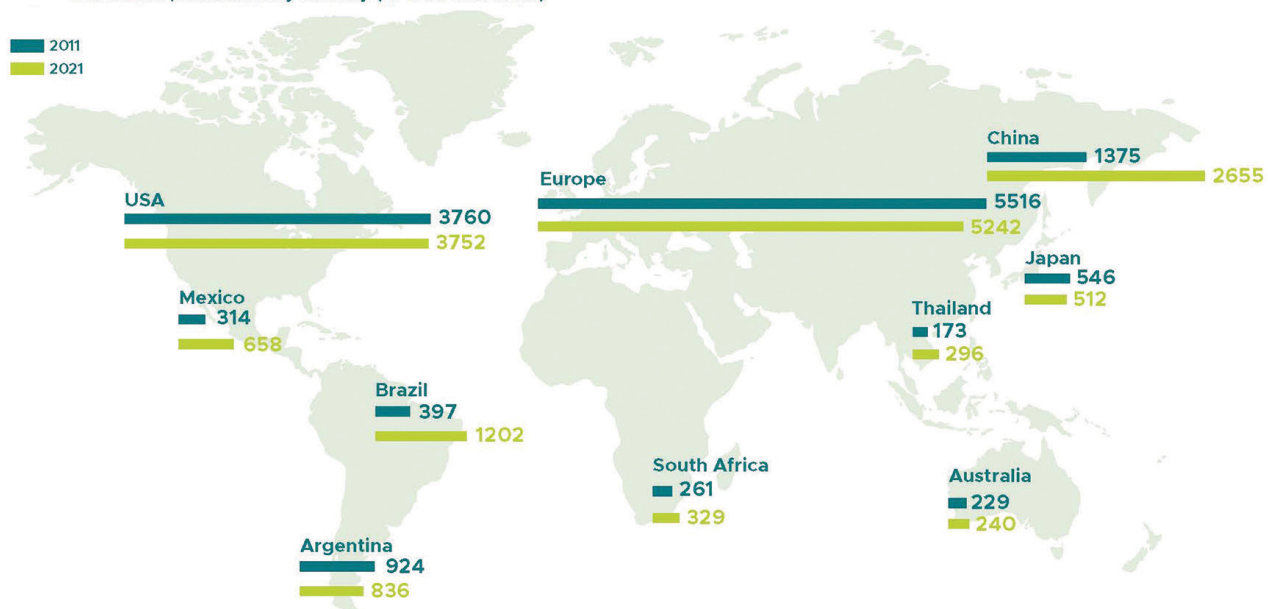
*No data available for 2021



Worldwide aerosol production

Worldwide production by country (in '000 000 units)

■ 2011
■ 2021



Production by segment in 2021

Personal Care:.....	53.10%
Household Care:.....	22.70%
Automotive/ Industrial:.....	10.42%
Paint/ Varnish:.....	6.29%
Food/ Miscellaneous:	4.50%
Pharma/ Vet:	2.99%

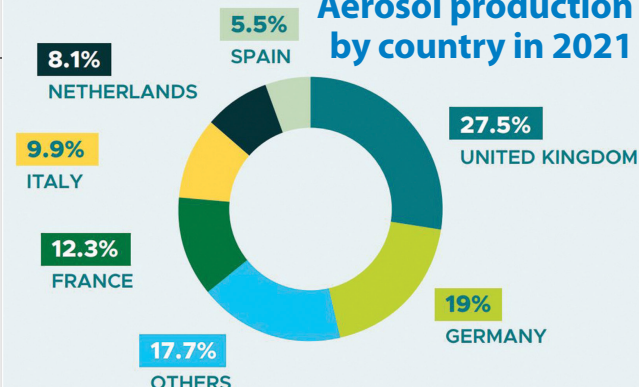
2021 Fillings by country

(in millions of units):

UK.....	1,440.8
Germany.....	1,001.0
France.....	646.0
Italy.....	522.4
The Netherlands.....	427.4
Spain.....	291.0
Turkey.....	126.0
Belgium.....	93.0
Poland.....	81.5
Portugal.....	61.9
Czech Republic.....	61.8
Switzerland.....	31.2
Austria.....	28.3
Sweden.....	20.7
Greece.....	10.8
Hungary.....	9.3
Finland.....	7.0
Denmark.....	4.6

SPRAY

Aerosol production by country in 2021



WE DEVELOP EXCEPTIONAL AEROSOLS

Clayton develops unique products through custom dispensing solutions. Find out how Clayton can make your brand truly exceptional.

1 COVER

2 ACTUATOR

3 VALVE

4 FORMULATION DEVELOPMENT

5 BARRIER PACKAGING

+ CUSTOM SOLUTIONS



1-636-349-5333 or 1-800-729-8220

info@claytoncorp.com

Find a sales office near you at www.claytoncorp.com

